



AX1730

GasGas EC200/300
EX250/300 / MC250
Xtrem Skid Plate 8mm



YouTube

- 2 NE01-06-028 - Th 6x35mm
- 2 NE10-01-004 - Alloy spacers
- 2 NE01-05-008 - Tchc 6x45mm
- 2 NE01-04-002 - Clamped bolts
- 8 NE01-04-003 - Em6F
- 10 NE01-03-001 - M6 Washers
- 3 NE01-02-004 - Tfhc 6x30mm
- 1 NE01-02-005 - Tfhc 6x35mm
- 2 NE01-02-003 - Tfhc 6x25mm
- 1 PM01-05-019 - Plastic block 15mm
- 1 PM01-10-016 - Plastic block 30mm
- 1 PM01-04-230 - Plastic block 20mm
- 1 PM01-06-058 - Plastic plate N°37
- 1 NE04-01-256 - Red sticker



1



Put the clamped bolts inside of the plastic block / Insérer les écrous pincés

2




Both sides / Pour les deux côtés :
2 Tchc 6x45mm + 4 M6 washers

2 Bis



Rear view / Vue arrière

2 Ter




Front view / Vue avant

Place the front plastic fixation as shown / Placer la fixation avant suivant les photos : 2 Tchc 6x45mm + 4 M6 Washers + 2 Em6f



3

1 Tfhc 6x35mm + 1 M6 Washer + 1 R.M6




4

15mm block



5

3 Tfhc 6x30mm + 3 M6 Washer + 3 R.M6



6

(1) Push to the top , (2) push to the rear
(1) Pousser vers le haut, (2) Pousser vers l'arrière



7

2 Th 6x35mm + 2 Alloy spacer



8

2 Tfhc 6x25mm + 2 M6 Washers + 2 Em6f