



AX1680

Beta 250/300 Xtrainer
Radiator Guards



- 1 PM01-04-244 - Right plastic block
- 1 PM01-04-245 - Left plastic block
- 2 NE01-06-015 - Th 8x70mm
- 2 NE01-03-002 - M8 Washer
- 12 NE01-01-001 - Tbhc 6x16mm
- 4 NE01-04-003 - Em6f
- 4 NE01-03-001 - M6 Washer
- 4 NE01-03-006 - M6 Large Washer
- 4 NE01-01-008 - Tbhc 6x25mm
- 2 NE05-01-013 - 35mm spacers
- 4 PM03-02-011 - Red spacers 122mm



SCAN THE QR CODE TO
WATCH THE TUTORIAL VIDEO




Tbhc 6x16mm (optional lock it)




R.M6 Large + Tbhc 6x16mm




Fit back the air deflector / Remettre le déflecteur d'air



TBHC 6x25mm + R.M6



R.M6 + Em6f




Remove the OEM screw
Enlever la vis d'origine



Fit manually the TH8x70mm screw
Visser manuellement la vis TH8x70mm



Fit manually the Tbhc 6x16mm screws
(You can use some lock it to secure)
Vissez manuellement les Tbhc 6x16mm
(Vous pouvez utiliser de la lock it pour sécuriser le montage)



1) Tight the TH 8x70mm screw
Serrez la vis TH 8x70mm

2) Tight the Tbhc 6x16mm screw
Serrez les vis Tbhc 6x16mm



TBHC 6x25mm + R.M6

Repeat the same steps for left side
Répéter les mêmes étapes pour le côté gauche