




AX1660
BLUE MX SKID PLATE
HVA FC250/ FC350/ FX350



- 2 NE01-04-003 - Em6f
- 4 NE01-03-001 - M6 Washers
- 2 NE01-04-002 - Clamped bolts
- 2 NE01-01-011 - Tbhc 6x35mm
- 3 NE01-02-002 - Tfhc 6x20mm
- 2 NE10-01-004 - Alloy spacers
- 1 NE04-01-217 - Blue sticker
- 1 PM01-06-060 - 8mm plastic plate
- 1 PM03-04-113 - Alloy rear fixation
- 1 PM01-04-231 - 20mm plastic block



SCAN ME WITH YOUR
 PHONE CAMERA



1
 PM03-04-113 + 2 Tfhc 6x20mm + 2 M6 Washers + 2 Em6f




2
 PM01-04-231 + Clamped bolts




3
 Place the front bracket by the side
Placer la fixation par le côté



4
 The 8mm plate has to be placed with the chamfered sides going inside of the frame and will be fixed by auto drilling in the 20mm part.
La plaquette 8mm doit être placée avec les côtés chanfreinés à l'intérieur du cadre et fixée par auto perçage dans la bride 20mm



5
 OEM Screws + M6 Washers



6
 2 Alloy spacers + 2 Tbhc 6x35mm