




- | | |
|----------------------------|-----------------------|
| 3 NE01-11-001 | 2 PM01-04-206 |
| 1 NE01-04-002—Clamped bolt | 1 PM01-04-205 |
| 2 NE01-02-002—TFHC 6x20 | 1 PM01-05-012 |
| 4 NE01-02-003—TFHC 6x25 | 1 PM01-06-052 N°33 |
| 2 NE01-02-004—TFHC 6x30 | 1 NE04-01-188—Sticker |
| 8 NE01-03-001—R.M6 | |
| 8 NE01-04-003—Em6f | |

AX1581


Honda CRF450 R/RX
Xtrem Skid Plate 8mm



Fitment vidéo
Vidéo du montage




1



1 NE01-04-002

2



PM01-05-012 + 1 TFHC 6x20 + 1 R.M6
+ 1 Em6f

3




2 PM01-04-206 + 2 TFHC 6x25 +
2TFHC 6x30 + 2 R.M6 + 2 Em6f

4



Insert the front plastic bracket PM01-04-205 and lock it between the frame tubes
Insérer la bride de fixation avant PM01-04-205 and clipser là entre les tubes du cadre




Push the skid plate in direction of the engine and then slide it to the rear to position the rear mounts on the rear frame tube
Pousser le sabot vers le moteur puis faites le glisser vers l'arrière pour le positionner sur le tube arrière du cadre



3 NE01-11-001



PM01-06-052 « N°33 » + 2 TFHC 6x25 + 2 R.M6 + 2 Em6f



You can drain oil without removing the plate
Vous pouvez vidanger l'huile sans démonter le sabot