



- |                            |                       |
|----------------------------|-----------------------|
| 3 NE01-11-001              | 2 PM01-04-206         |
| 1 NE01-04-002—Clamped bolt | 1 PM01-04-205         |
| 2 NE01-02-002—TFHC 6x20    | 1 PM01-05-012         |
| 4 NE01-02-003—TFHC 6x25    | 1 PM01-06-052 N°33    |
| 2 NE01-02-004—TFHC 6x30    | 1 NE04-01-188—Sticker |
| 8 NE01-03-001—R.M6         |                       |
| 8 NE01-04-003—Em6f         |                       |

**AX1580**


Honda CRF450 R/RX  
Xtrem Skid Plate 8mm



Fitment vidéo  
Vidéo du montage




1




1 NE01-04-002

2



PM01-05-012 + 2 TFHC 6x20 + 2 R.M6  
+ 2 Em6f

3





2 PM01-04-206 + 2 TFHC 6x25 +  
2TFHC 6x30 + 2 R.M6 + 2 Em6f

4



Insert the front plastic bracket PM01-04-205 and lock it between the frame tubes  
*Insérer la bride de fixation avant PM01-04-205 and clipser là entre les tubes du cadre*




Push the skid plate in direction of the engine and then slide it to the rear to position the rear mounts on the rear frame tube  
*Pousser le sabot vers le moteur puis faites le glisser vers l'arrière pour le positionner sur le tube arrière du cadre*



3 NE01-11-001



PM01-06-052 « N°33 » + 2 TFHC 6x25 + 2 R.M6 + 2 Em6f



You can drain oil without removing the plate  
*Vous pouvez vidanger l'huile sans démonter le sabot*