



## AX1549

XTREM Skid plate  
KTM SXF-XCF450/HVA FC-FX-FE450

3 NE01-11-001 Screw 6x25mm  
3 NE01-04-002 Clamped bolts  
4 NE01-02-004 Tfhc 6x30mm  
8 NE01-04-003 Em6f  
6 NE01-03-001 Spacers M6  
2 NE01-02-003 Tfhc 6x25mm  
2 NE01-01-001 Tbhc 6x16mm

1 PM03-04-097


1 PM02-07.005

2 PM01-04-158

1 NE04-01-138 Blue sticker

1 PM01-06-024 N°9

1




PM01-04-158 + Tfhc 6x30mm +  
Em6f + Spacers M6

2




PM02-07-005 + PM03-04-097 +  
Clamped bolts

3



Déclipser le collecteur  
**Separate the exhaust from the engine**

4




PM03-04-097 + Tbhc 6x16 + Em6f

5




PM02-07-005

6



Pousser vers le moteur et ensuite  
vers l'arrière pour clipser le sabot  
**Push against the engine, then to  
the rear to clip the skid plate**

7




Utilisez le trou pour positionner la  
bride et visser les Vis 6x25mm  
**Use the hole to put the bracket on  
position and fit the Screws  
6x25mm**

8



Fixer le sabot avec les 3 Vis  
6x25mm  
**Fit the skid plate with the 3 Screws  
6x25mm**

9



Fixer la plaque de renfort avec  
Tfhc 6x25mm  
**Fit the reinforced plate with Tfhc  
6x25mm**