



- 1 PM02-07-015 Front bracket
- 2 PM01-04-167 Rear brackets
- 1 NE04-01-150 Sticker
- 8 NE01-02-003 Tfhc 6x25mm
- 2 NE01-04-002 Clamped bolt
- 2 NE01-11-001 Screws 6x25mm
- 8 NE01-04-003 Em6f
- 8 NE01-03-001 M6 Rings

VIDEO ON



www.axp-racing.com

AX1476

Suzuki RMZ450

Skid plate


1



Fit the rear brackets

Fixer les fixations arrières

2



Put the front bracket in place with original screws

Mettre la bride en place avec les vis d'origine

3



Fit the rear and fix the front of the skid plate

Placer l'arrière et fixer l'avant du sabot



- 1 PM02-07-015 Front bracket
- 2 PM01-04-167 Rear brackets
- 1 NE04-01-150 Sticker
- 8 NE01-02-003 Tfhc 6x25mm
- 2 NE01-04-002 Clamped bolt
- 2 NE01-11-001 Screws 6x25mm
- 8 NE01-04-003 Em6f
- 8 NE01-03-001 M6 Rings

VIDEO ON




www.axp-racing.com

AX1476

Suzuki RMZ450

Skid plate


1



Fit the rear brackets

Fixer les fixations arrières

2



Put the front bracket in place with original screws

Mettre la bride en place avec les vis d'origine

3



Fit the rear and fix the front of the skid plate

Placer l'arrière et fixer l'avant du sabot