




- 2 NE01-11-001 Screws 6x25mm
- 1 NE01-02-004 Tfhc 6x30mm
- 4 NE01-02-005 Tfhc 6x35mm
- 2 NE01-02-003 Tfhc 6x25mm
- 6 NE01-03-001 M6 Washers
- 3 NE01-04-002 Clamped Bolt
- 6 NE01-04-003 Em6f
- 2 PM01-04-124
- 1 PM01-06-019 PHD part N°4
- 1 NE04-01-140 Sticker




**AX1434**

Xtrem blue Skid Plate  
Sherco SE250R/300R





**In order to facilitate the fitment, remove the exhaust bracket**

Pour aider, dévisser la patte du pot




PM01-04-124 + Tfhc 6x35 +  
M6 Washers + Em6f




**Push and flex the skid plate against the link to slide it to the rear and clamp the rear mounts on the frame tube.**

Pousser et fléchir le sabot contre la biellette pour glisser le sabot vers l'arrière et clipser les crochets sur le tube arrière



Tfhc 6x30



**Place the front screws by hand and tight it**

Positionner les vis avant à la main et serrer



**Flex the skid plate and fix the reinforced plate**

Fléchir le sabot et fixer la plaque de renfort

