





- 2 NE01-11-001 Screws 6x25mm
- 1 NE01-02-004 Tfhc 6x30mm
- 4 NE01-02-005 Tfhc 6x35mm
- 2 NE01-02-003 Tfhc 6x25mm
- 6 NE01-03-001 M6 Washers
- 3 NE01-04-002 Clamped Bolt
- 6 NE01-04-003 Em6f
- 2 PM01-04-124
- 1 PM01-06-019 PHD part N°4
- 1 NE04-01-140 Sticker






AX1424
Xtrem black Skid Plate
Sherco SE250R/300R




In order to facilitate the fitment, remove the exhaust bracket
Pour aider, dévisser la patte du pot



PM01-04-124 + Tfhc 6x35 +
M6 Washers + Em6f



Push and flex the skid plate against the link to slide it to the rear and clamp the rear mounts on the frame tube.
Pousser et fléchir le sabot contre la biellette pour glisser le sabot vers l'arrière et clipser les crochets sur le tube arrière



Tfhc 6x30



Place the front screws by hand and tight it
Positionner les vis avant à la main et serrer



Flex the skid plate and fix the reinforced plate
Fléchir le sabot et fixer la plaque de renfort